

# Titan Square Mile

Managed Portfolio Service  
Blend Portfolios



Email [info.tsm@titansquaremile.com](mailto:info.tsm@titansquaremile.com)  
 LinkedIn Titan Square Mile  
 Web [titansquaremile.com](https://titansquaremile.com)

Available on  
**nucleus**  
 platform



## Our Blend Range

The Titan Square Mile Blend Portfolios provide a low-cost, broadly diversified, actively managed range, designed to deliver suitable client outcomes. The range invests in a blend of market leading active and passive strategies, aiming for consistent long-term performance while aligning with your clients' objectives and risk profiles.

By combining a broadly diversified, best-in-class multi-manager approach, these portfolios strive for consistent long-term performance while aligning with your clients' objectives and risk profiles.

Powered by our award-winning research and investment teams, and backed by award-winning client service, the portfolios draw from our unique Academy of Funds universe which only includes high-quality and highly rated investment options.

With one of the largest and most experienced investment research teams in the UK retail market, our independent, qualitative insights give our MPS portfolio construction a distinct competitive edge

## At a glance



A range of five risk profiled portfolios, designed to align and meet your clients' objectives and risk appetites.



Long-term investment focus, 5 years and more



Active and passive strategies from the Titan Square Mile Academy of Funds and the funds of awardwinning Titan Investment Solutions.



Leveraging scale and infrastructure of the Titan Wealth Group to reduce costs and enhance value for clients



Actively managed, multi-asset portfolios, aligned to our Strategic Asset Allocation framework.

# Why Consider Our Blend Portfolios?

## A focus on quality

Utilising the expertise of the Titan Square Mile investment and research teams, we are able to choose the most suitable funds for portfolios aligned to client objectives and risk appetite.

Funds selected from the Titan Square Mile Academy of Funds universe are only those which have met the comprehensive, independent research criteria. This research evaluates a fund's ability to achieve long-term objectives and provide value-for-money for your clients.

As only a small percentage of funds achieve a rating, this provides a certain level of confidence that the funds selected are more likely to deliver expected outcomes rather than unexpected surprises.

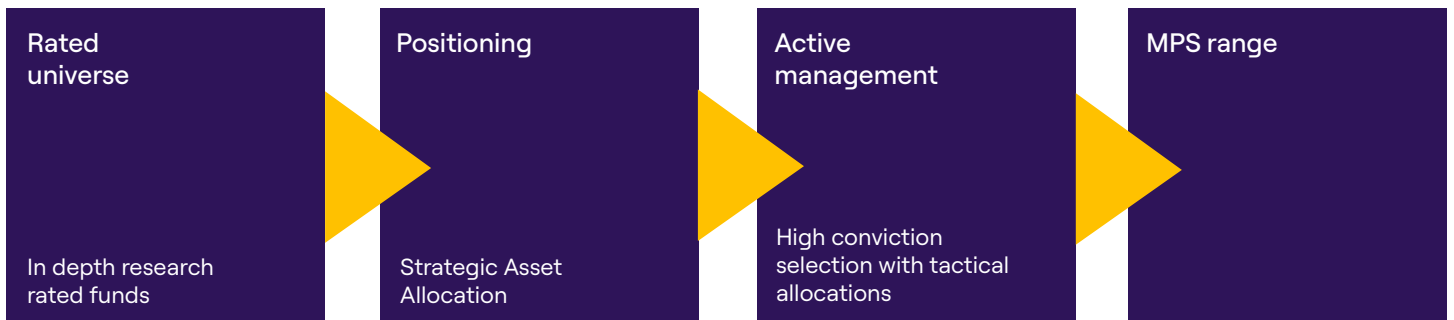
Fund selection is complemented by the investment capabilities of Titan Investment Solutions, offering a range of fund outcomes that deliver excellent value for investors.

## Titan Square Mile Expertise

Driven by in-depth research, the portfolios are actively managed by the Titan Square Mile investment team. The portfolios are built upon their proven Strategic Asset Allocation framework, with a Tactical Asset Allocation overlay.

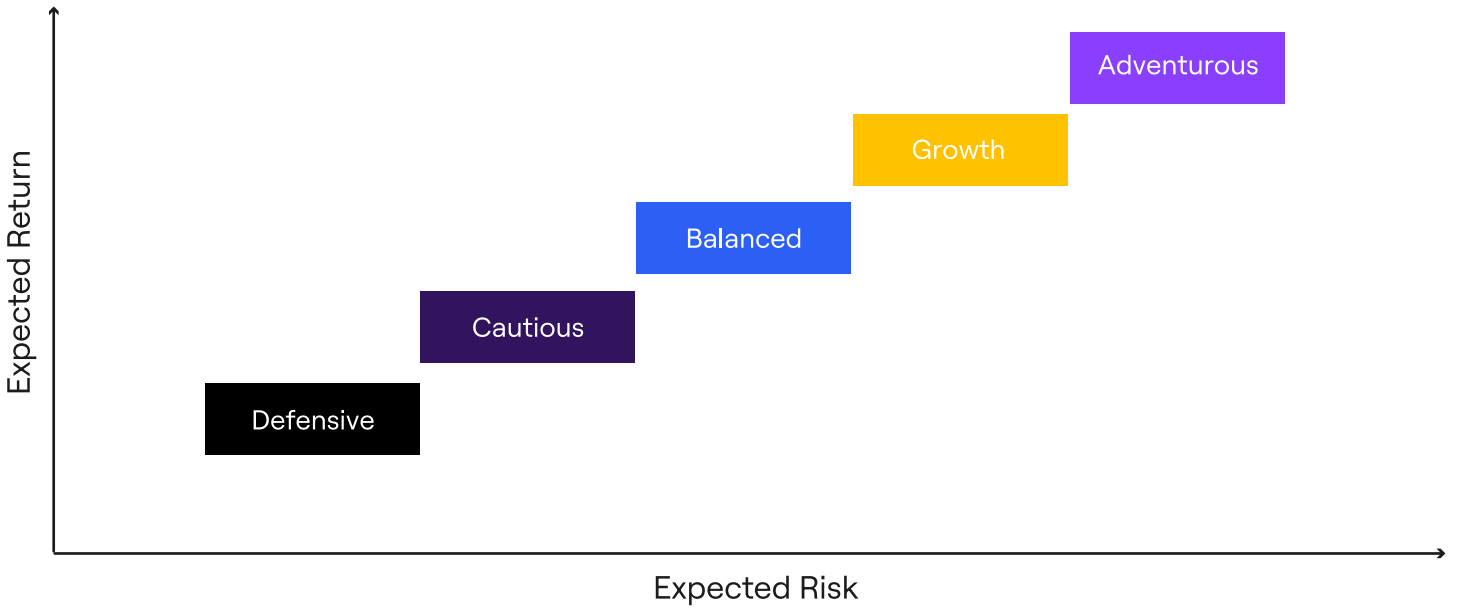
This approach enables active investment across a broad range of funds in order to achieve optimal diversification within each portfolio. The investment team analyse the markets, assess opportunities and risks, and together with the opinions of the research team, identify the right balance of funds with the greatest potential to meet your clients' financial goals and outcomes.

It is this collaboration and partnership that sets the Titan Square Mile Blend MPS apart from competitors.



# Risk-Mapped And Diversified

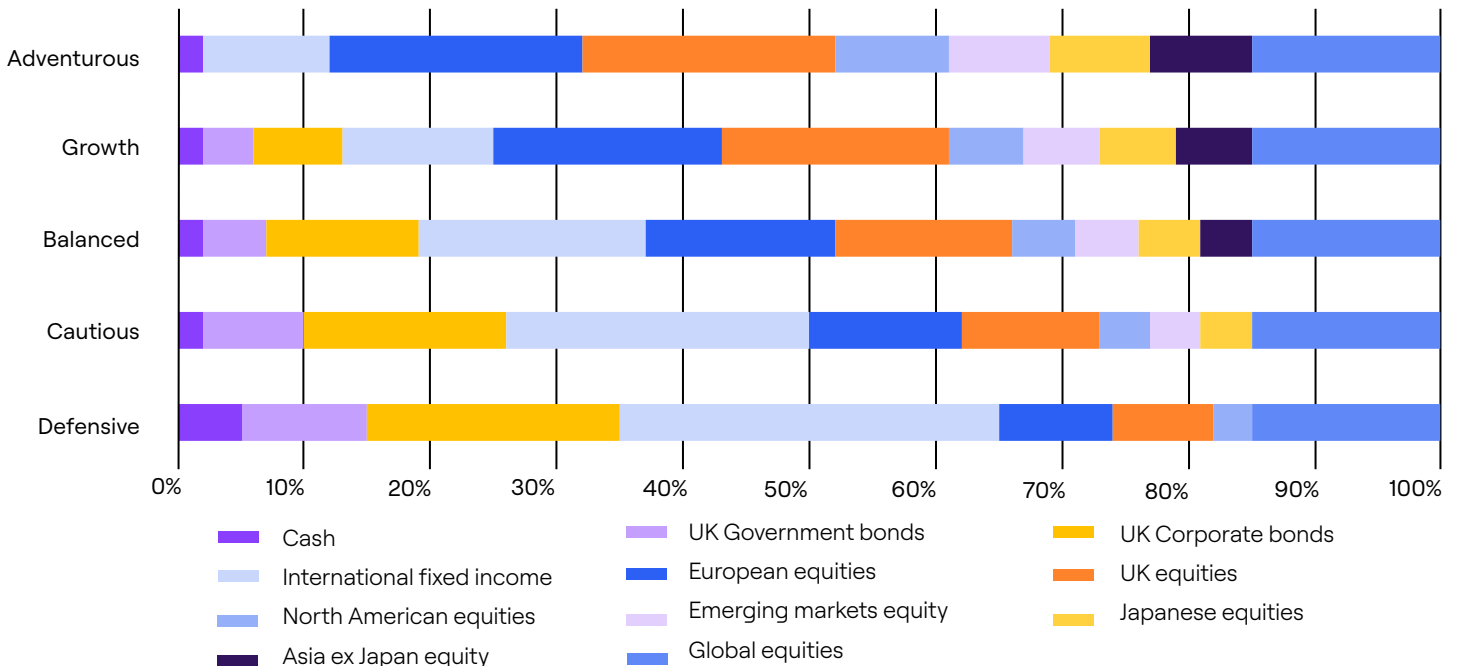
Depending on your client’s needs, our range offers five portfolios, designed for varying degrees of risk and return, from defensive to adventurous.



The above is for illustrative purposes and features the Titan Square Mile Blend MPS.

Diversification is crucial in providing resilience and long-term performance for investors looking to do good with their money. By spreading investments across different asset classes, geographic regions, and funds, we aim to minimise risk and maximise returns for any of our given risk profiles.

As long-term investors, we seek to utilise diversification as a tool for achieving consistent and stable long-term performance.



Source: Titan Square Mile. Data as at: 31st January 2026. | The above is for illustrative purposes and are subject to change.

## Offering better client value

Our scale and size provide us access to low-cost share classes, which deliver better value for your clients. In addition, we are able to utilise unitised segments within the portfolios, which can provide significant tax and operational efficiencies as well as costs savings across the portfolios. We currently use unitised segments for UK Equities, Global Equities and International Fixed Interest strategies.

The Titan Square Mile Blend MPS offers competitive fees with the ongoing charges figure of the underlying funds (OCF) capped at 0.35%, and a management charge of 0.20%.

## Outcome Managed

The Titan Square Mile Blend MPS is actively managed with the aim of capital growth over the long term. The portfolios are managed aligned to their risk and reward profiles within volatility ranges, which can be seen in the table below.

Defensive	Cautious	Balanced	Growth	Adventurous
5.9% and 7.5%	7.5% and 9.1%	9.1% and 10.7%	10.7% and 12.3%	12.3% and 13.9%

Source: Titan Square Mile. For illustrative purposes.

## Ongoing Service

Our dedicated and award-winning client service team are happy to support your business needs and to help you service your clients. We provide you with factsheets, regular reporting, annual target market assessments, annual value-for-money assessments, and access to investment committee and market updates.

## Titan Square Mile

Since 2015, our investment approach has been driven by the expertise of Titan Square Mile's award-winning teams and our unique Academy of Funds rated universe.

Through long-established, trusted relationships with the fund management community, our research team engages with hundreds of fund managers annually to gain deeper insights into fund performance across different market conditions, going beyond the data to truly understand their behaviours.

This fully integrated approach ensures that we select the most appropriate funds for our MPS, carefully tailored to each specific risk appetite, and ultimately enhancing client value and service.

---

## For more information follow or contact us on



**John Lester**

Senior Business Development Director Midlands,  
Wales, South West and Strategic Partners  
john.lester@titanwh.com  
07786 074 804



**Giles Whittingham**

Business Development Director  
North, Scotland and Northern Ireland  
giles.whittingham@titanwh.com  
07903 040 116



**Charlie Horrell**

Business Development Manager  
London and South East  
charlie.horrell@titanwh.com  
07435 318 257



**Cameron Fearon**

Business Development Manager  
London and East Anglia  
cameron.fearon@titanwh.com  
07528 254 159



**Mark Hutson**

Sales Partner  
North West and Midlands  
mark.hutson@titanwh.com  
07769 977 960

---

## Important Information

This document is marketing material issued and approved by Square Mile Investment Services Limited ("SMIS") which is registered in England and Wales (08743370) and is authorised and regulated by the Financial Conduct Authority. The independent research is provided by Square Mile Investment Consulting and Research Limited ("SMICR") which is not authorised or regulated by the Financial Conduct Authority and does not undertake regulated activities. Titan Square Mile is a trading style of SMIS and SMICR. SMIS and SMICR are wholly owned subsidiaries of Titan Wealth Holdings Limited (Registered Address: 101 Wigmore Street, London, W1U 1QU).

Unless otherwise agreed by SMIS, this document is only for internal use by the permitted recipients and shall not be published or provided to any third parties. This document is aimed at professional advisers and regulated firms only and should not be passed on to or relied upon by any other persons. It is not intended for retail investors, who should obtain professional or specialist advice before taking, or refraining from, any action on the basis of this document. It is published by, and remains the copyright of, SMIS. SMIS makes no warranties or representations regarding the accuracy or completeness of the information contained herein. This information represents the views and forecasts of SMIS at the date of issue but may be subject to change without reference or notification to you. This document does not constitute investment advice, a recommendation regarding investments or financial advice in any way and shall not constitute a regulated activity for the purposes of the Financial Services and Markets Act 2000. Should you undertake any investment activity based on information contained herein, you do so entirely at your own risk and SMIS shall have no liability whatsoever for any loss, damage, costs or expenses incurred or suffered by you as a result. SMIS does not accept any responsibility for errors, inaccuracies, omissions, or any inconsistencies herein. Past performance is not an indication of future performance.

Date: April 2026