

Titan Wealth Planning ESG LT4

Portfolio Objectives

The aim of this model portfolio is to increase in value, over a minimum of 11 years, by investing predominantly in low cost index tracker funds across global markets with a small exposure to active instruments where deemed potentially beneficial. This will be achieved through a combination of capital growth, which is profit on investments held, and income, which is money paid out of investments such as dividends from shares and interest from bonds.

Portfolio Summary

Launch Date	01 July 2019
Platform Availability	Aegon, Aegon (Arc), Aviva, Titan
Yield***	1.3%

Direct Costs and Charges for Managed Portfolio Service (MPS)

Titan Asset Management Fee	0.36%
----------------------------	-------

Costs and Charges for Manufacturing and Managing the Fund (deducted from returns of fund)*

Underlying Holding Charge**	0.17%
-----------------------------	-------

Commentary

The final quarter of 2025 saw central banks pivoting toward rate cuts despite stubborn inflation, particularly from tariff pressures in the United States. Growth has softened markedly across developed markets, with unemployment rising and labour markets cooling. The Bank of England and the US Federal Reserve both cut interest rates, while the European Central Bank held rates steady and signalled a more cautious path ahead.

Equities outperformed bonds in the fourth quarter, thereby contributing the largest share of positive returns for our portfolios.

	Performance to latest month end				Calendar Year				
	3 Months	1 Year	5 Years	Since Launch	2024	2023	2022	2021	2020
Portfolio	2.6%	9.6%	30.7%	46.5%	6.0%	9.1%	-9.6%	14.0%	2.0%
IA Mixed Investment 40-85% Shares	3.3%	11.6%	31.4%	-	9.0%	8.1%	-10.1%	11.2%	5.2%

Past performance is based on simulated past performance from the launch date to the date of first investment. Simulated past performance data is a guide only and past performance is not a reliable indicator of future performance. Returns are net of income reinvested, investment management fees and Titan Asset Management fees in GBP. Performance does not consider platform or adviser fees. Performance numbers are shown in discrete periods. Source: Titan Asset Management & LSEG Lipper (all rights reserved)

The Investment Association (IA) is the trade body that represents the UK investment management industry. It publishes data on UK funds and investment trends and oversees fund classifications, including the widely used IA sector classifications for UK funds. The IA Mixed Investment sectors are a way they group multi-asset funds so investors can compare similar funds based mainly on how much equity a fund is allowed to hold.

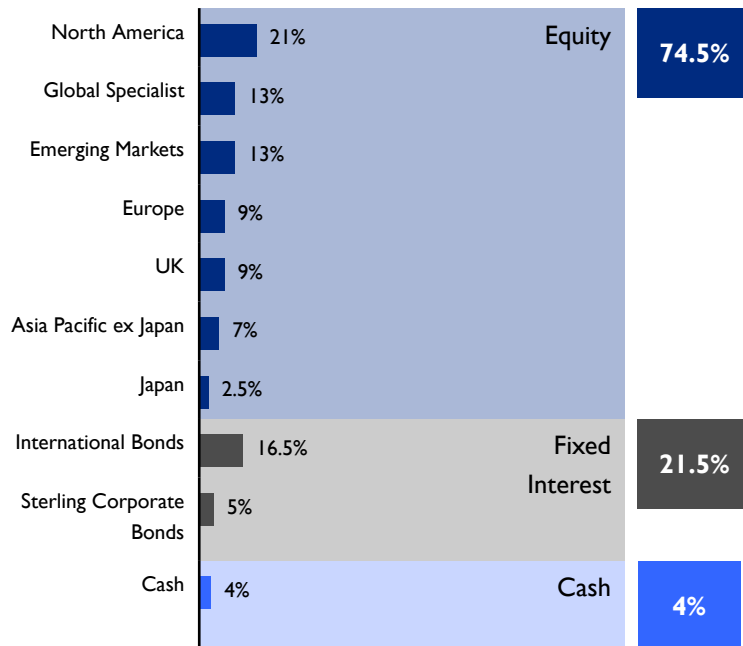
*The costs and charges of manufacturing the fund will impact the overall return received by investors. Other costs deducted from fund returns are transaction costs which include trading costs, broker commissions and spreads. More information is available on request.
 **Underlying Holdings Charge: Weighted average of the OCF (Ongoing Charge Figure) of all holdings. Where OCF is unavailable TER (Total Expense Ratio) is used. The actual charge may vary depending upon Platform and availability of and access to share classes.
 *** Historic yield figures will only be provided for funds with at least 12 months of performance history. Where quoted, the yield is the aggregate and weighted position of each underlying fund within the portfolio and is based on the yield published by the manager of each respective fund.

Portfolio Composition %

Fund Breakdown

14.5%	Vanguard ESG Global Corporate Bond Index Fund
13%	Amundi MSCI World SRI Climate Paris Aligned
13%	L&G FW ESG Tilted and Optimised EM Idx Fund
10.5%	Amundi MSCI USA SRI Climate Paris Aligned
10.5%	HSBC USA Sustainable Equity Index Fund
9%	L&G FW ESG Tilted and Optimised Euro Ex UK Idx Fund
9%	Legal & General Future World ESG UK Index Fund
7%	L&G FW ESG Tilted and Optimised APac Idx Fund
5%	iShares ESG Sterling Corporate Bond Index (UK)
2.5%	L&G FW ESG Tilted And Optimised Japan Index Fund
2%	Blk ICS Sterling Liquid Environmentally Aware Fund
2%	Cash
2%	HSBC Global ESG Government Bond UCITS ETF Fund

Portfolio Breakdown



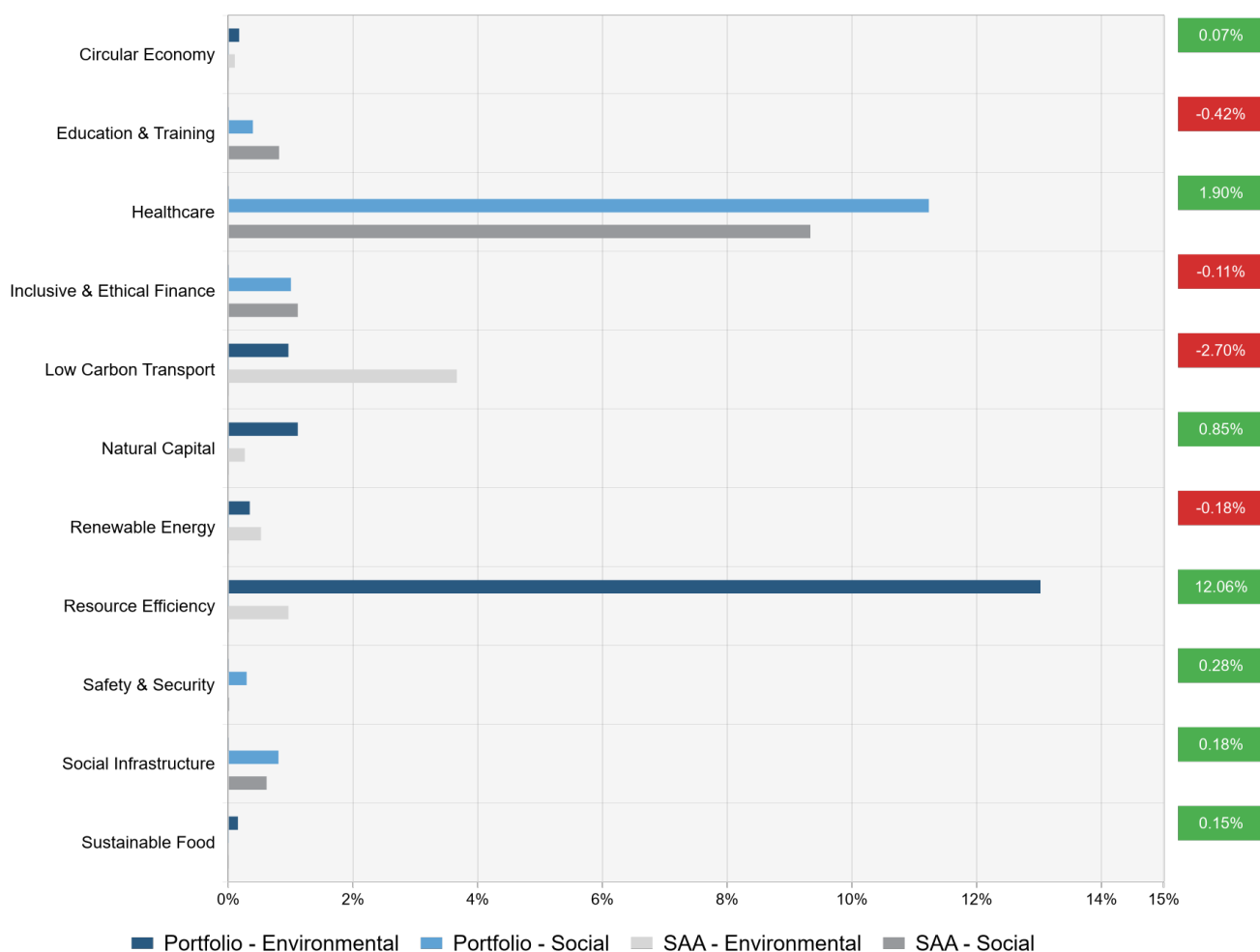
SUSTAINABILITY DATA

Commentary

Equities outperformed bonds in the fourth quarter, thereby contributing the largest share of positive returns for our portfolios. Despite the sustainability focus the portfolios performed well helped by higher allocations to equities than many peers. Risk assets were driven by supportive macro data and resilient corporate earnings whilst bonds generally offered diversification but were a smaller contributor than equities this quarter.

Do Good

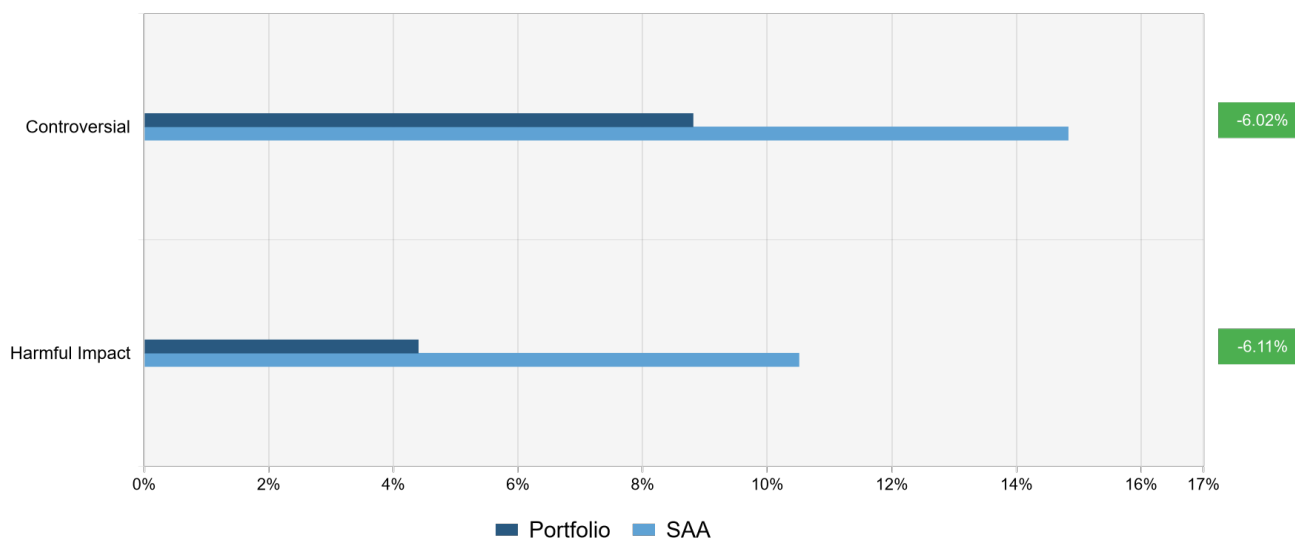
Do Good refers to the level of alignment within the portfolio to companies offering solutions to global social and environmental challenges. It is measured according to the 3D Investing methodology, which uses a large data set to individually map lines of revenue of all underlying businesses to environmental and social solutions. The chart below shows the total revenue exposure to the 3D Investing defined solutions of the portfolio versus the Strategic Asset Allocation (SAA), the latter comprising representative index tracking funds and ETFs.



Source: Titan Square Mile. The comparator used reflects the strategic asset class allocation based on the underlying investment exposure of the portfolio to equities and fixed income at the date of data. This information is for illustrative purposes only to provide an indicative comparison to a nonsustainable market equivalent.

Avoid Harm

Avoid Harm refers to the level of exposure to the revenue lines of companies that confer negative contributions to society and the environment. As with Do Good, it is measured according to 3D Investing’s proprietary methodology, individually mapping the revenues of underlying companies to activities our analysts consider harmful, or controversial. The chart below shows the total revenue exposure to the 3D Investingdefined controversial activities and harmful impact of the portfolio versus the SAA, the latter comprising representative index tracking funds and ETFs



Source: Titan Square Mile. The comparator used reflects the strategic asset class allocation based on the underlying investment exposure of the portfolio to equities and fixed income at the date of data. This information is for illustrative purposes only to provide an indicative comparison to a nonsustainable market equivalent.

Lead Change

Lead Change refers to the active role that fund managers play in influencing the companies they invest in. This involves engaging with these companies to encourage improvements in areas like governance, environmental practices, and social responsibility. Our 3D Investing team analyses all rated funds based on their ability to effect positive change through measurable and structured engagements. Fund managers may work independently or collaborate with other investors and advocacy groups to drive positive change. The aim is to ensure that the companies in their portfolios are not only financially strong but also operate in a more sustainable and ethical way. Engagement is key to responsible investing because it helps address longterm risks and opportunities that might not be immediately evident. Through this ongoing dialogue, fund managers can guide companies towards better practices, fostering more sustainable growth over time.

However, meaningful change in large organisations takes time, so these engagements often span years rather than fitting into a single quarter. This is why engagement activities aren’t typically reported on a quarterly basis.

Financial advice provided by Titan Wealth Planning Limited is authorised and regulated by the Financial Conduct Authority, FRN 574458. Registered address: 101 Wigmore Street, London, W1U 1QU. Registered in England and Wales company registration number 07839452. VAT Registration number 177910284. The portfolio may invest in funds managed by Titan Wealth, although exposure to such funds will not exceed 25% per fund. The manager’s charge for these managed portfolios is 0.36% excluding VAT and is calculated and deducted every month from the cash facility in your client’s wrapper. This charge excludes platform fees and excludes the cost of any underlying investments selected by the manager. Out of this charge the discretionary fund manager will pay 0.1667% plus VAT to Titan Wealth Planning Ltd for the licensing of their asset allocation models and risk rating services.